



**CANADIAN FEDERATION  
OF INDEPENDENT BUSINESS**

*In business for your business™*



# Saskatchewan's strong commitment to cutting Red Tape – Why it matters

*Marilyn Braun-Pollon, Vice-President, Prairie & Agri-business*



February 13, 2018

# About CFIB

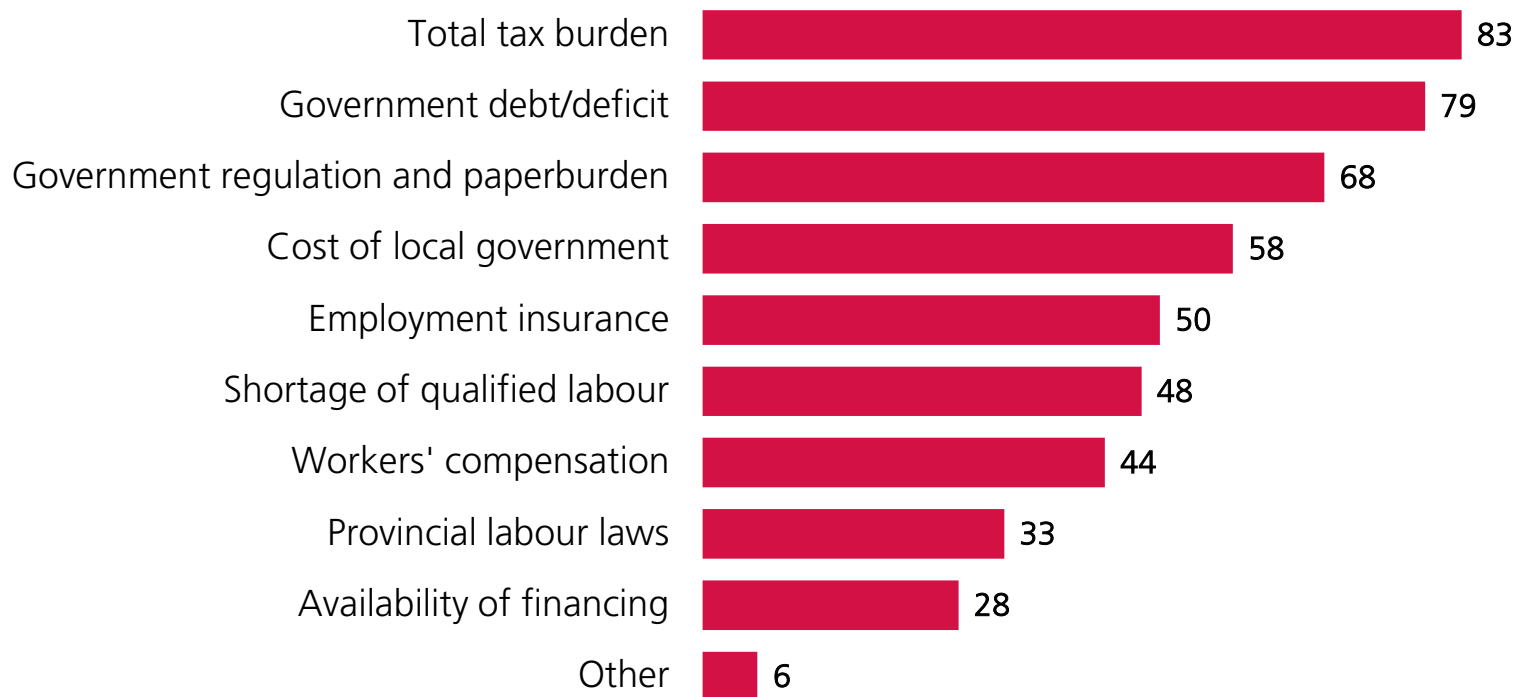
- Non-partisan, not-for profit, political advocacy organization
- **109,000** independent business members across the country, **5,250** in Saskatchewan
- Represent all sectors, all regions

## What makes CFIB unique?

- **District Managers**
  - Meet with members and prospects every day
- **Business Resource Counsellors**
  - Provide information, interpretation and advocacy to members on business issues
- **Survey Research Based**
  - Member set policy is a 1 member = 1 vote system

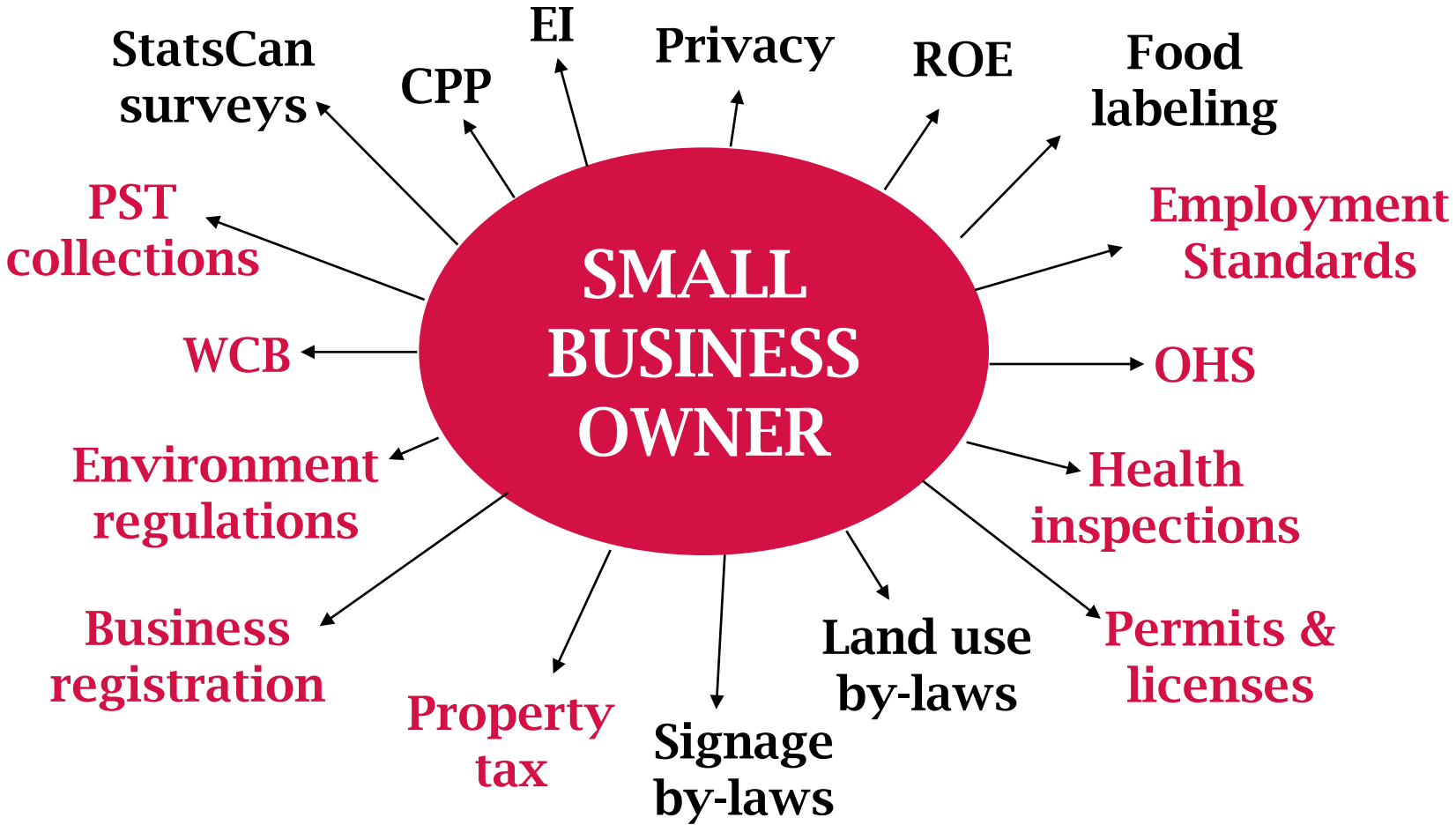
# Priority issues for Saskatchewan entrepreneurs

*Which of the following are a serious concern for your business? (% response)*



Source: CFIB Our Members' Opinion Survey, Jan-June, 2017, n= 1133 responses

# A day in the life of a small business owner



# PST, WCB/OH&S regulations most burdensome

*What are the most burdensome provincial regulations in terms of time and money spent on compliance? (% response)*



Source: CFIB Regulation & Paperburden Survey, September 2017, CFIB Saskatchewan Pre-Budget Survey, November 2016



"You're the backbone of the economy, kid. Now get out there and create some jobs!"



# Red Tape Awareness Week™

**THURSDAY**  
January 18

Discover some of the most over-the-top regulations in Canada.



**MONDAY**  
January 22

How much does red tape cost small business?  
*(Spoiler: it's a lot.)*



**TUESDAY**  
January 23

Red Tape Report Card: Which provinces are fighting red tape?



**WEDNESDAY**  
January 24

Will governments take up this year's Red Tape Challenge?



**THURSDAY**  
January 25

Regulation comes to the farm. Check out our Agriculture Red Tape Report.



**FRIDAY**  
January 26

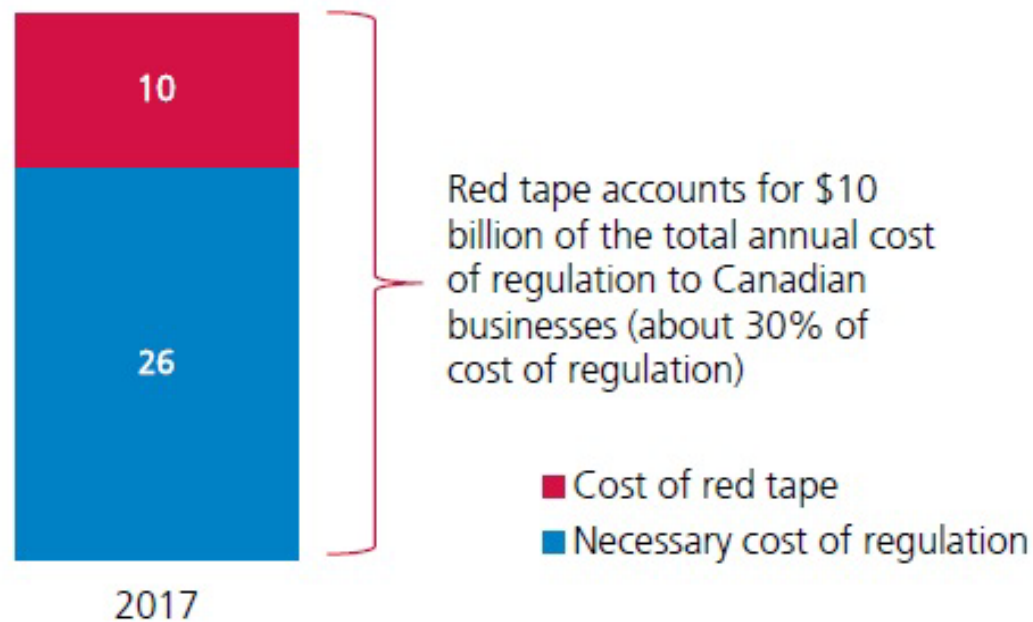
We unveil this year's leader in cutting red tape.



# Nearly 1/3 of the \$36B cost of regulation in Canada is unnecessary red tape

Figure 2:

Cost of red tape for Canadian businesses (in billion 2017 dollars)

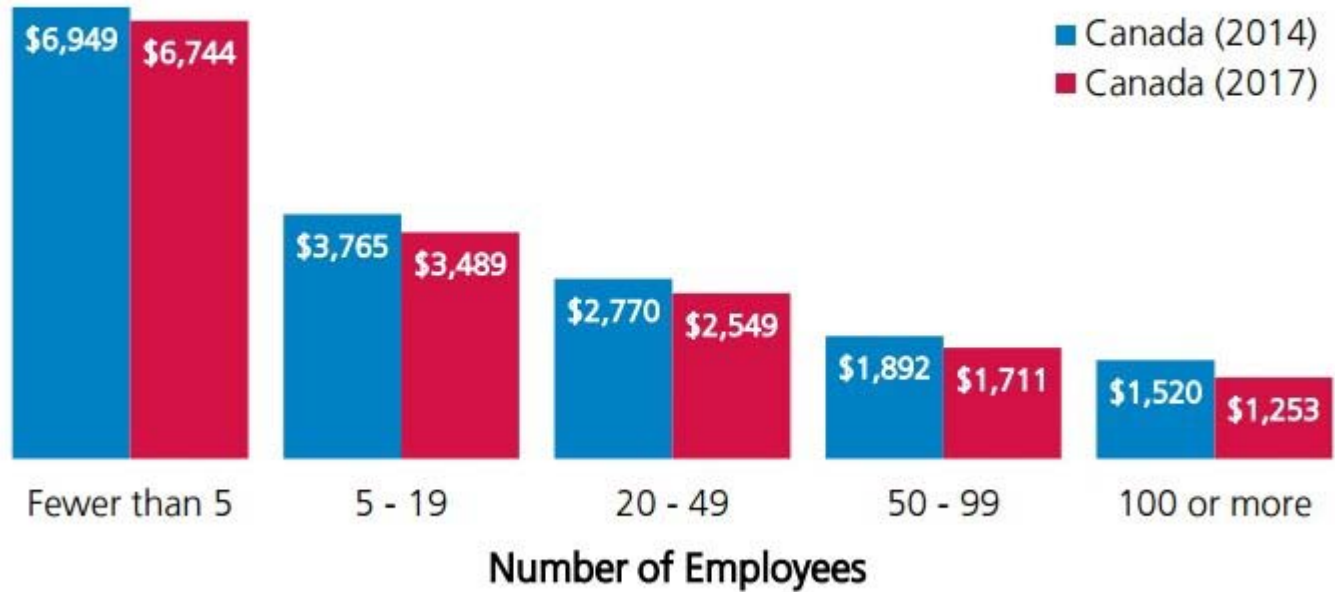


Source: Calculations based on CFIB's *Regulation and Paperburden Survey, 2017*, n = 7,823



# Regulation is more burdensome for small businesses

Average annual regulation cost per employee, by size of business  
(in 2017 dollars)

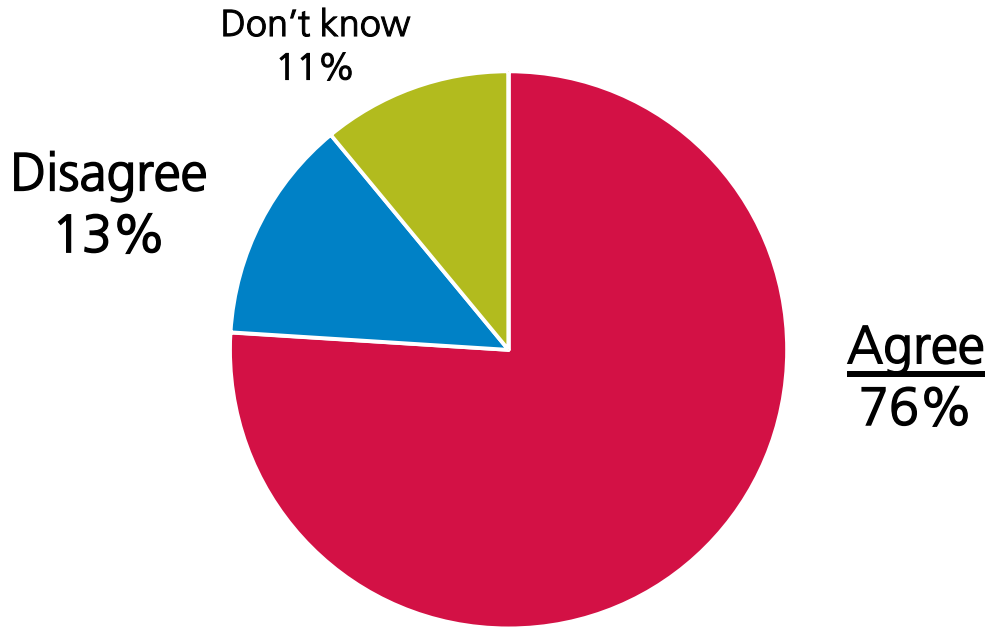


Note: The number of employees includes the business owner.

Sources: Calculations based on CFIB's Regulation & Paperburden Surveys (conducted in 2017, n=7,823, and 2014, n=8,867).

# Excessive government regulations add significant stress to entrepreneurs

Please indicate to what extent you agree or disagree with the following statement:  
*Excessive regulations add significant stress to my life.*



Source: CFIB Regulation & Paperburden Survey, September 2017, Saskatchewan results

# Paperweight Award

What's  
weighing  
down  
small  
business?



**CFIB**

*cfib.ca/redtape*

# Paperweight Award

- ▶ Award highlights outrageous red tape hassles weighing down small business
- ▶ Sidewalk to nowhere, rogue lemonade stand, more complexity in the tax code, etc, etc!!
- ▶ **Saskatchewan's permit to swap a statutory holiday** has been a CFIB Paperweight finalist in 2014 & 2016



# Golden Scissors Award



# Golden Scissors Award



- ▶ 7<sup>th</sup> annual award - Recognizes leadership in cutting red tape for small business in meaningful way
- ▶ **2018 winner:** Manitoba Premier, Finance Minister win CFIB award for leadership in cutting red tape for small business
- ▶ *Introduced Regulatory Accountability Act*, set up measurement, tracking, reporting and reduction goals. This includes an aggressive 2-for-1 red tape reduction law until March 31, 2021, ensuring two existing regulations are removed for every new one added, and one-for-one reduction thereafter.

# Minister Harrison & Former Minister Heppner won Honourable Mention for changing provincial regulations for wide-load signs on trucks to match neighbouring Alberta



# CFIB's Annual Red Tape Report Card

- ▶ Grades Federal/Provincial/Territorial govts on their commitment to red tape accountability: political leadership, public measurement, & controlling the growth of regulations
- ▶ BC ,QC & MB are head of the class, SK is close behind & AB is noisy, disruptive kid in back



# Sask's progress in reducing red tape

- 2012: Making red tape reduction an objective in the *Plan for Growth*
- **2nd Province to legislate red tape reduction:** In 2013, Saskatchewan passed legislation on publishing annual red tape reduction initiatives
- Created a Cabinet-level committee, **The Red Tape Committee**, to oversee the review of all existing business related regulations
- **Annually declaring *Red Tape Awareness Week*** to bring profile to the issue & recognize the importance of red tape reduction
- **Mandatory use of the Direct Cost Estimator (DCE)** for all regulatory proposals for all provincial Ministries, Agencies & Crown Corporations (one of the 1<sup>st</sup> provinces to do so).

## Grading Regulatory Accountability in Canada

In CFIB's ninth annual Red Tape Report Card, we assign letter grades by evaluating the progress made by governments in Canada to ensure they are accountable for the regulatory burden that they impose on individuals and businesses.

### Category

### Criteria

#### Strong political leadership

CFIB is looking for indications that red tape reduction is a high priority for the Premier and cabinet. Initiatives may include:

- Direction from Premier to Ministers (e.g. mandate letters)
- Commitments in the Throne Speech or Budget
- Addressing the issue through other political venues (e.g. Council of the Federation)
- Credible political commitments during elections
- Minister responsible for regulatory accountability
- Premier and Cabinet Ministers champion red tape reduction
- Efforts across government to improve customer service and ensure that the red tape burden is being reduced

#### Comprehensive public measure

A comprehensive public measure should be both credible and cover as many government rules as possible. It should include the total regulatory burden tracked over time. Finally, it should be reported publicly at least once a year. In particular, we are looking for the following:

- There is a credible measure in place
- The measure is publicly available and easy to find
- The measure is publicly promoted
- There is a measure of the total regulatory burden (a baseline) not just a measure of what is being added and subtracted
- Legislation is in place requiring public reporting

#### Clear cap on government rules

Examples of a clear cap on government rules include:

- Targets on red tape control (e.g. "one-for-one" rule)
- Targets on red tape reduction (e.g. reduce by 20% in 3 years)

#### Momentum and next steps

CFIB may report if a jurisdiction is gaining, maintaining or losing momentum in improving regulatory accountability, and provide recommendations for next steps (e.g. moving from an ad hoc count to annually measuring and publicly reporting on the regulatory burden).

# Is my government willing to step on the **red tape** scale?

Excessive regulation makes it harder for businesses to create jobs and grow the economy. Measuring and reporting is the first step to fixing the problem.

Saskatchewan  
2018 Grade



**A-**



[cfib.ca/redtape](http://cfib.ca/redtape)

# Questions?

Phone: 306-757-0000

Email:

Marilyn.Braun-Pollon@cfib.ca

Jennifer.Henshaw@cfib.ca

@cfibsk @cfib

